



Smake®

make it scalable



Smake®

your Jump EPS

...the eye sees what you get with your ›Easy Positioning System‹

Smake® Jump EPS – a two-component-system

Frame positioning & LED beamer


Smake® Jump EPS – Easy Positioning System

A small but essential component in the Smake® VPW (*Value Production Workflow*) is the accurate, precise and fast clamping process.

Save time and costs

With Smake® Jump EPS you have a product at hand which provides enormous savings of time and costs in your production which is your ticket to a Value Production Workflow.

The patented Smake® Jump EPS is developed towards simplicity, speed, accuracy and ease of use, and after ›KISS‹-procedure (*keep it stupid and simple*) developed. The result is as ingenious as simple. Just the other way around – that's the key!



Disorientation and slowness remains a thing of the past

For many years -in a blind flight- employees slowly and inconvenient tried to find the right position of the under-frame including fleece in to the textile. Through numerous corrections lots of working time is wasted and lots of expensive mistakes are being produced.



Almost revolutionist:

Frame positioning so brilliant and easy

With Smake® Jump EPS underframes are not getting positioned to the textile manually with fleece or fixed on a hole board but the other way around: the textile is feather-weightly getting shifted with the patented Y2X-cross-move-technique and positioned extremely fast and precisely inbetween the *Mighty Hoop™* Under-and Topframeholder.


In a revolutionary way it even enables untrained staff to fix textiles 50% faster within the shortest period of time.



LED-Beamer-Technique – unique and superior


See what you get!

Through imaging the frame size and a cross grid on the textile, aligning and clamping the textile – even parallel opposite motifs – becomes a child's play for you and your staff! Even for markedly experienced employees the time to fix the textiles can be reduced enormously.



Save half of the time and costs

How much easier, safer and faster can it be? With the Smake® Jump EPS LED beamer even 50% faster at every clamping process – and that a hundred times a day! We don't have to demonstrate a calculation of how much saving potential Smake® Jump EPS will bring to you from the first working day in your production...




It can't get better?

Sure – we have an enhancement for you. You can combine the Smake® Jump EPS LED-Beamer-System with the Smake® Value Production Workflow and imaging the picture data onto the textile that needs to get produced – in its original size and true to the scale! Integrated in the Smake® VPW it gives you and your staff maximum security for a smooth and accurate overall process.

Smake® Offset Technique

The Smake® VPW module enables you to project the desired pattern straight onto the fabric via a LED beamer. Further precise adjustments can be performed with help of a touch screen interface (move and spin). The new positional parameters are then automatically transferred to the machine which in turn can produce the favored result at a push of a button.



Plug & Play – Promise!

No sophisticated installation. Plug it in – beamer on – align once – ready!

Our products

Smake® Jump EPS Basic Package:


- ✓ Smake® Softwarepackage Basic
- ✓ stable, low vibration framework
- ✓ board with high-quality Y2X sliding-tracks, ball bearing
- ✓ 2x adapterkit for your *Mighty Hoop*™
- ✓ beamer holder
- ✓ LED beamer with Raspberry
- ✓ Table (non-magnetic) for frames, products and extensions
- ✓ Interface with login for frame selection incl. automatic update function
- ✓ tablet holder and arm
- ✓ portable
- ✓ Made in Germany

The Basis for Smake® Jump EPS are the magnetic frames from *Mighty Hoop*™. These are not included in the scope of delivery!



Smake®

Smake® *your future*



Smake GmbH | Erinstraße 28 | 44575 Castrop-Rauxel
Tel. +49 2305 - 9 47 88 0 | Fax +49 2305 - 9 47 88 18 | info@smake.com
www.smake.company